

2025

1ST QUARTER


FEATURED PRODUCTS

AUTO Series

Low Energy Swing Door Operators

SDC's AUTO series low energy swing door operator provides hands-free, low-power point of entry door control for low-power retrofit of any building entrance.

SDC EntryControl™



- Easy one-man installation
- Single button, self-tuning setup
- Built-in 1 amp+ power supply
- Onboard lock sequencing
- Hold open feature
- Extremely quiet operation

7600 Series

Motorized Latch Retraction Mortise Locks

SDC's 7600 series motorized latch retraction controlled mortise locksets are designed for use on fire rated doors to provide access control and fire life safety compliance.



- Factory installed motorized electric latch retraction
- New construction or retrofit
- Vandal resistant clutch
- Field reversible handing
- Compatible with low-energy door operators

1511S Series

Single Integrated Delayed Egress Locks

SDC's ExitCheck® products continue to be the premier delayed egress offering on the market. The patented design integrates a visual digital display, verbal countdown and alarm tone, alternating verbal message and door release indicator.

SDC ExitCheck®



- Maintain fire and life safety compliance
- No prior knowledge of door operation required
- Built-in activation trigger
- Wandering patient and infant tracking compatible
- Standard 1,650lb holding force
- UL294 and UL10C

55 Series

3/4" Latchbolt Electric Strikes

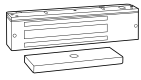
SDC's 55 series strikes are heavy duty, designed for installation in hollow metal frames for access control of cylindrical locksets, mortise locksets with or without deadbolts and mortise exit devices.

SDC UniFLEX™

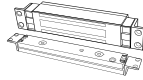


- Interchangeable faceplate design
- Multi-application strike kits
- Heavy cast housing body and keeper with stainless steel components
- Corrosion and tamper resistant
- Horizontal alignment adjustment
- Accepts 3/4" throw latchbolts and up to 1" throw deadbolts

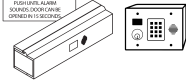
1 LOCKING DEVICES



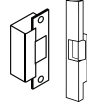
Electromagnetic Locks



Electromagnetic Shear Locks



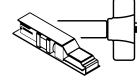
Delayed Egress Locks



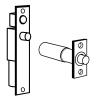
Electric Strikes



Electrified Locksets



Exit Devices & Retrofit ELR Kits

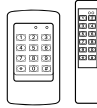


Electric Bolt Locks

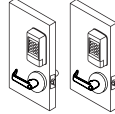
2 ACCESS CONTROLS



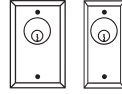
IP-Based Controllers



Keypads & Readers



Standalone Locksets




Key Switches

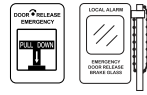
3 EGRESS CONTROLS



Egress Devices

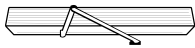


Exit Switches & Sensors



Emergency Door Releases

4 ADA CONTROLS



Low Energy Operators

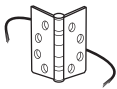


Push Plates & Panels



Bollards

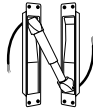
5 POWER TRANSFER DEVICES



Hinges



Loops

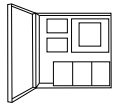


Mortise Transfer

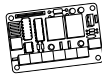


Wireless Transfer

6 POWER SUPPLY & DOOR CONTROLS



Power Controllers

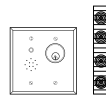


Door Controllers

7 REMOTE CONTROLS & ANNUNCIATORS



Remote Control Consoles



Door Prop Alarms & Annunciators

8 ACCESSORIES & MISC



Electromagnetic Door Holders



Door Position Monitoring



Latch & Deadbolt Monitoring Strikes



Wireless Transmitters & Receivers



Communicating Bathroom Switches