


SDC Spectra™

# S6303FH Series

Electrified Architectural Mortise  
Frame Actuator Controlled Exit Devices



SDC's Spectra™ S6300FH series electrified architectural mortise frame actuator controlled exit devices combine SDC's patented HiTower® frame actuator to control SDC's mortise exit device and is the groundbreaking product technology upon which SDC was founded over 50 years ago. Elegant in its simplicity, HiTower® locks provides hardwire control with no electric hinge and no wires in the door to eliminate costly parts and labor.

HiTower® locks provide building and fire life safety code compliance for fire rated office doors, corridor doors, lobby doors, exit doors and stairwell doors because the door stays latched even when unlocked and all wires are contained in the door frame – **eliminating the need for manufacturers to prep the door for wires to maintain fire ratings.**

Designed for a modern look and quiet push pad operation, S6300FH series devices are fire rated exit devices in mortise configurations. UL listed and ANSI/BHMA A156.3 Grade 1 compliant, **S6303FH series devices comply with all national and state building and fire life safety codes.**



## MODELS

**S6303FH** Mortise HiTower

## STANDARD FEATURES

- Electrified architectural design
- Fire rated mortise devices
- Durable stainless steel construction
- Corrosion resistant
- Solenoid frame actuator control
- Adjustable wide door gap compensation
- Failsafe operation
- All wiring maintained in strike jamb
- Power loss or signal from fire command center
- High traffic use

## OPTIONAL FEATURES

- Latch status (LS)
- Latch and deadlocked status (LLS)
- Trim options



## APPLICATIONS

- Stairwell doors
- Commercial and industrial
- Hollow metal, wood and mineral core doors
- New or retrofit construction
- Fire-rated mortise devices
- Wide stiles (4" minimum)



### ELECTRIC FRAME ACTUATOR CONTROLLED

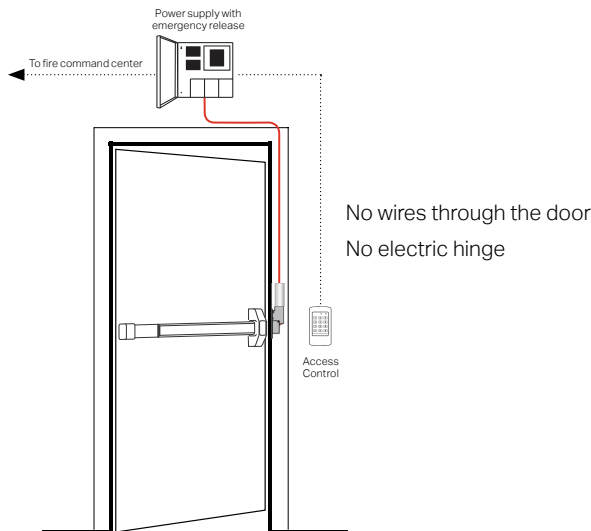
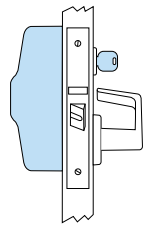
Incorporating the SDC patented HiTower® frame actuator to control the locking and unlocking of the door. Features include failsafe operation and unlocking by access control, power loss, or a signal from the fire command center. The door stays latched even when unlocked. All wiring is maintained in the strike jamb. Complies with national building and fire codes.

### FAILSAFE OPERATION

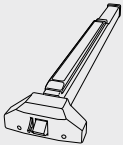
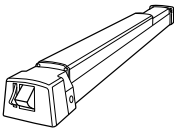
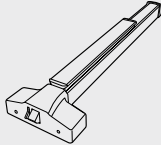
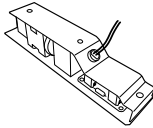
Locked when energized, the failsafe mode is recommended for fire life safety applications, such as stairwell doors, perimeter exit doors and safety mantraps. Loss of power or a signal from the life safety system causes all doors to unlock for free uninhibited access and egress.

### LOCKED OUTSIDE ONLY

Unlocked by an access control or key from the outside. Uninhibited egress at all times by pressing inside exit device push pad.



## CROSS REFERENCE

Series	S4000	S5000	S6000	LR100
				
<b>Application</b>	Industrial	Storefront	Architectural	Retrofit ELR Kits
<b>Device Types</b>	Rim, SVR	Rim, SVR, CVR	Rim, SVR, Mortise	----
<b>Electrification</b>	Motorized ELR	Motorized ELR	Motorized ELR, Electric Dogging, Alarmed Exit	Motorized ELR
	<a href="#">CLICK TO VIEW</a>	<a href="#">CLICK TO VIEW</a>		<a href="#">CLICK TO VIEW</a>



## SPECIFICATIONS

### S6303FH

<b>Device Type</b>	Mortise
<b>Door Width</b>	36", 42", 48"
<b>Door Height</b>	-----
<b>Door Thickness</b>	1¾" - 2"
<b>Handing</b>	Field Reversible
<b>Headcover</b>	Stainless Steel
<b>Rail</b>	Stainless Steel
<b>End Cap</b>	Stainless Steel
<b>Projection</b>	3¼" Neutral 2⅝" Depressed
<b>Lock Case</b>	6¼" x 3¼" x 2⅞" Steel Plated
<b>Latchbolt</b>	¾" Throw, Anti-Friction Stainless Steel
<b>Auxiliary Deadlock Bolt</b>	Non-Handed, Stainless Steel
<b>Weight</b>	13 lbs
<b>Standard Failsafe Actuator</b>	Standard ANSI 4⅞" x 1¼" Strike 1¾" to 2" Frame Face
<b>Narrow Failsafe Actuator*</b>	8½" x 1¼" Strike 1¼" to 1½" Frame Face
<b>Input</b>	115 VAC ± 10% 24 VAC ± 10% 24 VDC ± 10%
<b>Current Draw</b>	200 mA @ 115 VAC 500 mA @ 24 VAC 500 mA @ 24 VDC
<b>Monitoring Contacts</b>	SPDT 5 Amps @ 30 VDC

\* Special narrow strike plate frame prep required, 8½" x 1¼"



## CERTIFICATIONS

UL 305 Panic Hardware  
 UL 10C Positive Pressure Fire Tests  
 ULC-S104 Standard Method for Fire Tests of Door Assemblies

ANSI/BHMA A156.3 Grade 1  
 CSFM Listed 3774-0324:0101



## HOW TO ORDER

## FOLLOW STEPS FOR ORDERING

Designates optional step

### 1| SPECIFY MODEL

**S63** Mortise

### 2| SPECIFY TRIM FUNCTION

**03** Key Retracts Latchbolt (Nightlatch)

### 3| SPECIFY RATING

**F** Fire-Rated Device

### 4| SPECIFY FRAME ACTUATOR

Failsafe Actuators

- HA** Standard 1¾" to 2" Frame Face, 115 VAC
- HB** Standard 1¾" to 2" Frame Face, 24 VAC
- HC** Standard 1¾" to 2" Frame Face, 24 VDC
- HD\*** Narrow 1¼" to 1½" Frame Face, 115 VAC
- HE\*** Narrow 1¼" to 1½" Frame Face, 24 VAC
- HF\*** Narrow 1¼" to 1½" Frame Face, 24 VDC

\* Narrow strike plate frame prep required, 8½" x 1¼"

### 5| SPECIFY HAND

- RR** Right Hand Reverse Bevel (RHRB)
- LR** Left Hand Reverse Bevel (LHRB)

### 6| SPECIFY FINISH

**U** 630 Dull Stainless

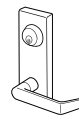
### 7| SPECIFY LENGTH

- 36** 36" Door Opening
- 42** 42" Door Opening
- 48** 48" Door Opening

### 8| SPECIFY OPTIONS

- L** Latch Status (LS)
- S** Latch & Locked Status (LLS)

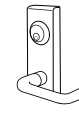
### 9| SPECIFY TRIM\*



**EE**  
Eclipse  
Escutcheon



**GE**  
Galaxy  
Escutcheon



**NE**  
Nova  
Escutcheon

\* Key cylinder not included, order separately.

STEP NUMBER:	1	2	3	4	5	6	7	8	9
ORDERING EXAMPLE:	<b>S63</b>	<b>03</b>	<b>F</b>	<b>HC</b>	<b>RR</b>	<b>U</b>	<b>36</b>	<b>L</b>	<b>EE</b>



## RELATED PRODUCTS

### SOCKET CONNECTORS

- SC-10** Input Power Connectors, 10ft Cable
- SC-10-5** Input Power & Monitoring Connectors, 10ft Cable

### COMPATIBLE KEY CYLINDERS

- CYL-6KAQ** Mortise Cylinder, 6-Pin, 1⅞" Length, Keyed Alike
- CYL-6KDQ** Mortise Cylinder, 6-Pin, 1⅞" Length, Keyed Different



### MORTAR GUARD ELECTRIC BACK BOXES

For frame actuators with conduit knockouts. Recommended for new construction.

- 7500EB-S** Standard Failsafe Actuator Mortar Guard Back Box
- 7500EB-N** Narrow Failsafe Actuator Mortar Guard Back Box
- 7500EB-2** Failsecure Actuator Mortar Guard Back Box